

**Power Relay 41063 125°C**

- 1 pole 16A, 1 form A (NO) or 1 form B (NC) contact
- Switching capacity 4000VA
- Coil power 360mW
- 4kV/8mm coil-contact, insulation to VDE 0631 and 0700
- Ambient temperature up to 125°C
- Quick connect terminals for load side
- WG version: Materials in accordance to IEC 60335-1

Typical applications

White goods appliances, oven control, electric heating, power supplies, air conditioning, motors, magnetic valves



F0248-BA



**Approvals**

VDE REG.-Nr. 3725, UL E214025  
Technical data of approved types on request

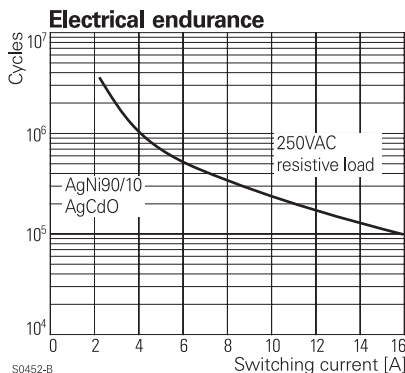
**Contact Data**

Contact arrangement	1 form A (NO) or 1 form B (NC)
Rated voltage	250VAC
Max. switching voltage	400VAC
Rated current	16A
Limiting making current, form A contact, max. 4s, duty factor 10%	25A
Breaking capacity max.	4000VA
Contact material	AgNi, AgCdO
Frequency of operation, with/without load	600/36000h <sup>-1</sup>

**Contact ratings**

Type	Contact	Load	Cycles
<b>IEC61810</b>			
410 63 ... 001	A (NO)	16A, 250VAC resistive, 125°C	50x10 <sup>3</sup>
410 63 ... 001	A (NO)	12A, 250VAC resistive, 125°C	200x10 <sup>3</sup>
410 63 ... 001	A (NO)	16A, 250VAC resistive, 105°C	100x10 <sup>3</sup>
410 63 ... 002	B (NC)	16A, 250VAC resistive, 125°C	50x10 <sup>3</sup>
410 63 ... 005	A (NO)	16A, 250VAC resistive, 125°C	50x10 <sup>3</sup>
410 63 ... 005	A (NO)	12A, 250VAC resistive, 125°C	200x10 <sup>3</sup>
410 63 ... 005	A (NO)	16A, 250VAC resistive, 105°C	100x10 <sup>3</sup>
410 63 ... 006	B (NC)	16A, 250VAC resistive, 125°C	50x10 <sup>3</sup>

Mechanical endurance >1x10<sup>6</sup> operations



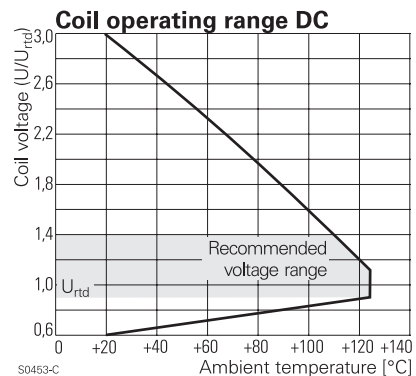
**Coil Data**

Coil voltage range	6 to 60VDC
Operative range, IEC 61810	1
Coil insulation system according UL1446	class F

**Coil versions, DC coil**

Coil code	Rated voltage VDC	Operate voltage VDC	Release voltage VDC	Coil resistance Ω±10%	Rated coil power mW
054	6	3.6	0.45	100	360
053	9	5.5	0.68	230	352
050	12	7.3	0.9	400	360
046	24	14.6	1.8	1600	360
043	48	29.2	3.6	6400	360
042	60	36.5	4.5	10000	360

All figures are given for coil without pre-energization, at ambient temperature +23°C. Other coil voltages on request.



**Insulation Data**

Initial dielectric strength	
between open contacts	1000V <sub>rms</sub>
between contact and coil	4000V <sub>rms</sub>
Clearance/creepage	
between contact and coil	≥8/8mm
Material group of insulation parts	IIIa
Tracking index of relay base	PTI250V

**Power Relay 41063 125°C** (Continued)

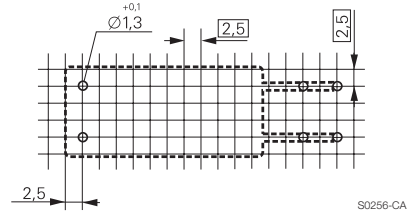
**Other Data**

Material compliance: EU RoHS/ELV, China RoHS, REACH, Halogen content refer to the Product Compliance Support Center at [www.te.com/customersupport/rohssupportcenter](http://www.te.com/customersupport/rohssupportcenter)

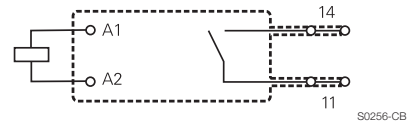
Resistance to heat and fire	WG version	according EN60335-1, par.30
Ambient temperature		-20 to +125°C
Category of environmental protection		RTII - flux proof
IEC 61810		
Terminal type		PCB-THT, quick connect for load side
Weight		24g
Resistance to soldering heat THT		
IEC 60068-2-20, flux proof version		270°C/10s
Packaging/unit		tray/75 pcs., box/1050 pcs.

**PCB layout / terminal assignment**

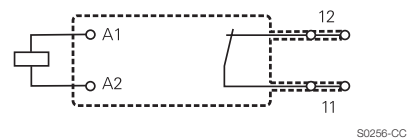
Bottom view on solder pins



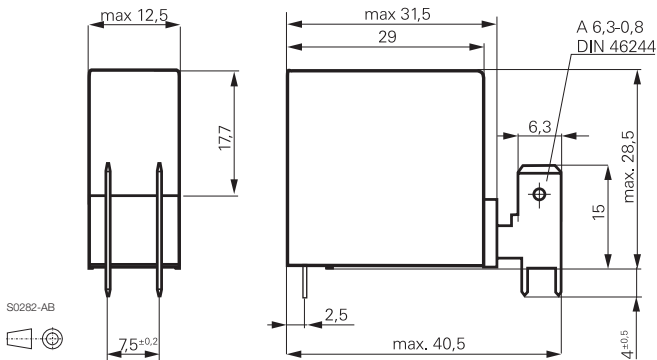
1 form A (NO) contact



1 form B (NC) contact



**Dimensions**



**Product code structure**

Typical product code **041063 050 001**

**Type**

**41063** Power Relay 410 63 125°C

**Coil**

Coil code: please refer to coil versions table

**Version**

<b>001</b>	1 form A contact (1 NO), AgCdO	<b>002</b>	1 form B contact (1 NC), AgCdO
<b>005</b>	1 form A contact (1 NO), AgNi	<b>006</b>	1 form B contact (1 NC), AgNi

**Version**

<b>Blank</b>	Standard version
<b>WG</b>	Product in accordance with IEC 60335-1 (domestic appliances)

Other types on request

Product code	Contact arrangement	Contact material	Coil	Version	Part number
0410 63 043 005WG	1 form A (NO) contact	AgNi	48VDC	IEC60335-1 compliant	6-1415536-5
0410 63 046 001	1 form B (NC) contact	AgCdO	24VDC	Standard	3-1415410-0
0410 63 046 002					7-1415534-5
0410 63 050 001	1 form A (NO) contact	AgNi	12VDC		3-1415410-4
0410 63 050 005WG					IEC60335-1 compliant
0410 63 053 001	1 form B (NC) contact	AgCdO	9VDC	Standard	3-1415410-7
0410 63 054 001			6VDC		3-1415410-9
0410 63 054 006WG			AgNi		IEC60335-1 compliant

This list represents the most common types and does not show all variants covered by this datasheet. Other types on request